

AIPHONE®

JP Series

Touchscreen Intercom with Enhanced Picture Quality



EASILY IDENTIFY VISITORS

JP Series

 **4** Door \times  **8** Inside

Touchscreen Intercom with Enhanced Picture Quality



Touchscreen Simplicity!

The 7" touchscreen displays clear images from the door station. Know exactly who is at the door, even from across the room. The touchscreen interface replaces traditional button designs for easy operation and simplicity.

Flexible communication – all-in-one device!



Hands-free (For Convenience)

Simply touch the screen and easily communicate with visitors using the built-in microphone and speaker.

Applications: Offices, Homes



Handset (For Privacy)

Pick up the handset at any time during conversation. Perfect for high-volume environments!

Applications: Healthcare, Schools

Simple wiring!

Between door & master station:

- Standard 2-conductor cable, like doorbell wire
- or -
- for distances under 165', green & blue pair from a CAT-5e/6 cable, twisted



Between inside stations:

- CAT 5e/6 cable (Homerun or Daisy-chained)

See who stopped by!

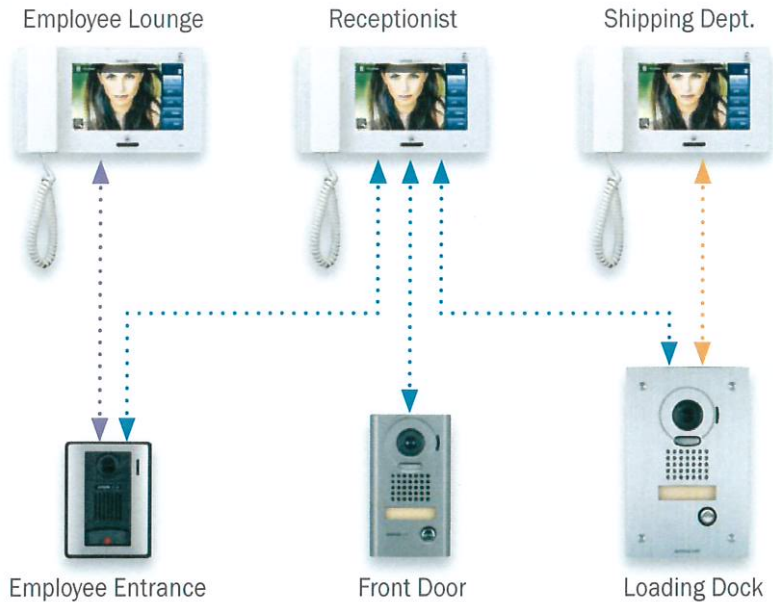
- The JP Series automatically takes pictures of visitors
- Transfer images or save directly to a removable SD/SDHC card*
- Easily view recorded SD/SDHC card images on a computer or other compatible device




*SD and SDHC cards not supplied by Aiphone

Partitioning the JP Series for a more secure building

- Control interaction and authority between stations
- Designate master station(s) to only communicate with and unlock a specific door or set of doors.
- Password protect to prevent unauthorized changes



Internal communication



Easily communicate between stations. Simultaneously make an announcement to all inside stations or select a single station to call.



Monitor Stations

- Listen in on other inside stations
- View video from door stations or CCTV cameras
- Monitor for 30 secs., 60 secs., 120 secs., or continuously 24/7

JP Series

Solutions

OFFICES



Conveniently and safely identify visitors from inside. Place multiple stations around the office to ensure every visitor is attended to in a timely manner. Connect CCTV cameras to the system for surveillance of additional locations.

SCHOOLS



Lock school entrances to maintain security by identifying visitors and unlocking doors safely and conveniently from the main office or principal's desk.

HOMES



Install JP Series door stations in children's rooms to monitor infants. As the child grows, stations can be used to communicate with parents. JP Series door stations can also be installed in areas to monitor live-in seniors and special needs individuals.

JP Series

Video Intercom with Enhanced Picture Quality

4 Door **8** Inside

Start Here! Select one box set...



JPS-4AED
JP-4MED, JP-DA, PS-2420UL



JPS-4AEDV
JP-4MED, JP-DV, PS-2420UL



JPS-4AEDF
JP-4MED, JP-DVF, PS-2420UL

...add more inside stations (up to 7 JP-4HD stations)



JP-4HD
Video Sub Master Station
(Up to 7 per JP-4MED)
• 7" Touchscreen LCD
• Hands-free communication with handset for privacy
• Homerun or daisy-chain with CAT-5e/6



JP-8Z
Distribution Adaptor for Sub Master Stations
• Required only when using homerun wiring method (see below)

...add more door stations (up to 4 TOTAL per system)



JP-DA
Video Door Station
• PTZ camera
• Plastic cover
• Surface mount



JP-DV
Video Door Station
• PTZ camera
• Zinc die cast
• Surface mount
• Vandal resistant



JP-DVF
Video Door Station
• PTZ camera
• Stainless steel
• Flush mount, back box included
• Vandal resistant

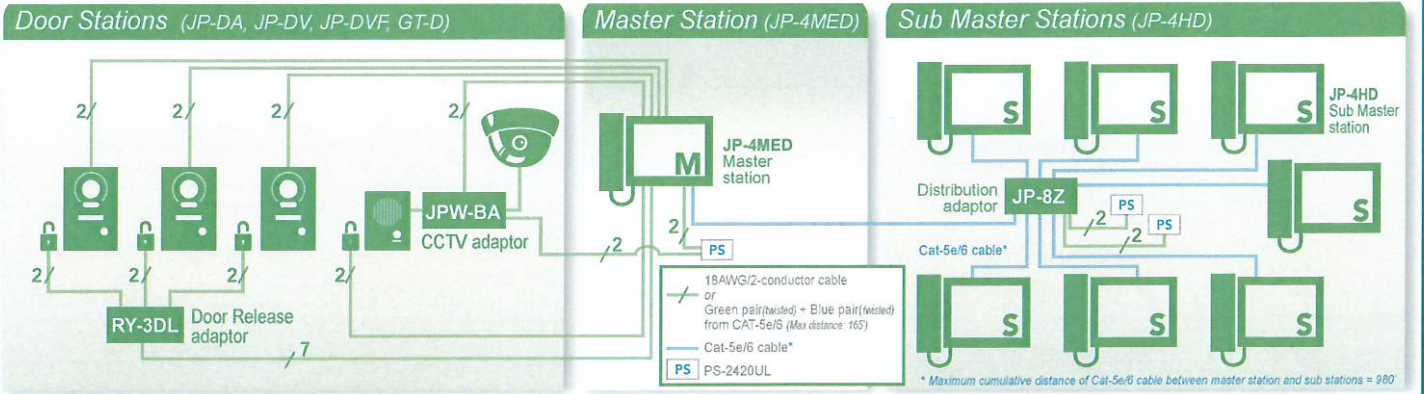


GT-D
Audio Door Station
• Plastic cover
• Surface mount



JPW-BA
Long Distance/CCTV Camera Adaptor

Diagram is for illustrative purposes only. System wiring may vary by installation. Refer to instructions for actual installation directions.



JP Series Specifications

Power Source	24V DC – use PS-2420UL
Communication	Hands-free (VOX) or handset (full-duplex)
Video Display	7" color LCD touchscreen
Picture Memory	Internal/Built-In: record max. 20 calls (6 images per call) with up to 5 calls protected from overwriting SD/SDHC card: record max. 1,000 calls (40 images per call) with up to 100 calls protected from overwriting
Camera	Type: 1/4" color CMOS View Area: 100° vert. x 170° horiz.
Door Release	Two N/O dry contacts, 24V AC/DC, 500mA (1 door use RY-24L, 2 or 3 doors use RY-3DL, 4 doors use RY-3DL + RY-24L)

Wire Type

Door Station to Master Station: 2-cond., mid cap, solid, non-shielded – use Aiphone #871802 or the green pair twisted + blue pair twisted from CAT-5e/6

Power Supply to Master Station: 2-cond., mid cap, solid, non-shielded – use Aiphone #871802 or 2-pairs from CAT-5e/6, twisted

Master Station to Adaptor: CAT-5e or CAT-6
Adaptor to Sub Master Station: CAT-5e or CAT-6

Distance

Door Station to Master Station: 330'(18AWG) 165'(CAT-5e/6)

Total Cumulative between Master/Sub Master Stations: 980' (CAT-5e/6)

Master Station to Distribution Adaptor: 650'

Distribution Adaptor to each Sub Master Station: 165'

Power Supply to Master Station: 16'(22AWG) 33'(18AWG)

Power Supply to Distribution Adaptor: 16'(22AWG) 33'(18AWG)

#91275

JP Series
07/2016
Printed in USA



The information in this brochure is subject to change without notice.



Aiphone Co. Ltd.

Aiphone Corp.

Aiphone Co. Ltd.